

SPECIAL ORDER BEDS

UNIVERSAL
EXPLORE HOME™



Choose a Bed Style



PANACHE
BED
758310CF-B

- KING:** 82w x 88d x 60h
- QUEEN:** 65w x 88d x 60h

Nail head selection required



TATUM
BED
U09320CF-B

- CAL KING:** 78w x 92d x 53h
- KING:** 82w x 88d x 53h
- QUEEN:** 66w x 88d x 53h
- FULL:** 60w x 84d x 53h
- HEADBOARD ONLY**

*Contrast welt option - upcharge
Nail head option - upcharge*



CAPE MAY
BED
U033340CF-B

- CAL KING:** 76w x 97d x 58h
- KING:** 80w x 93d x 58h
- QUEEN:** 64w x 93d x 56h
- FULL:** 58w x 89d x 56h
- TWIN:** 42w x 88d x 54h



SAGAMORE HILL
BED
833255CF-B

- KING:** 81w x 87d x 68h
- QUEEN:** 65w x 87d x 66h
- FULL:** 59w x 83d x 66h

Contrast welt option - upcharge



DAYBREAK
BED
U181310CF-B

- CAL KING:** 77w x 92d x 64h
- KING:** 81w x 88d x 64h
- QUEEN:** 65w x 88d x 62h



BRANDO
BED
643210CF-B

- CAL KING:** 79w x 93d x 80h
- KING:** 83w x 89d x 80h
- QUEEN:** 67w x 89d x 80h

*Available with or without wall panels.
Add 80" to width for wall panels.
Contrast button - upcharge*



HALSTON
BED
552250CF-B

- KING:** 87w x 87d x 62h
- QUEEN:** 71w x 87d x 60h

Nail head selection required



MIDTOWN
BED
805250CF-B

- KING:** 81w x 87d x 64h
- QUEEN:** 65w x 87d x 64h

Contrast button option - upcharge



BLYTHE
BED
U178210CF-B

- CAL KING:** 77w x 92d x 60h
- KING:** 81w x 88d x 60h
- QUEEN:** 65w x 88d x 58h



RESTORE
BED
U195210CF-B

- CAL KING:** 85w x 95d x 54h
- KING:** 89w x 91d x 54h
- QUEEN:** 73w x 91d x 54h
- FULL:** 67w x 87d x 54h



SAINTE ANN
BED
U330210CF-B

- KING:** 84w x 88d x 48h
- QUEEN:** 68w x 88d x 48h




CONNERY
BED
645250CF-B


- KING:** 84w x 89d x 48h
- QUEEN:** 68w x 89d x 48h

*Available with or without wall panels.
Add 80" to width for wall panels.*

Choose a Leg Finish




ONYX
Fin-1001



ESPRESSO
Fin-1002



NATURAL
Fin-1003




BROWNSTONE
Fin-1004



SAND
Fin-1005



SLATE
Fin-1006



PICKET FENCE
Fin-1007

Choose Nail Head Option



ANTIQUE BRASS
(Upcharge)



NICKEL
(Upcharge)



PEWTER
(Upcharge)

Note: There is a normal bench made variance on all dimensions provided. Dimensions are subject to change.

Customer Name: _____ PO #: _____ Total Quantity: _____ Body Fabric: _____ Name: _____ Code: _____ Tier: _____

Account #: _____ Order Date: _____ Rep Name: _____ Pillow Fabric: _____ Name: _____ Code: _____ Tier: _____

Ship To: _____